

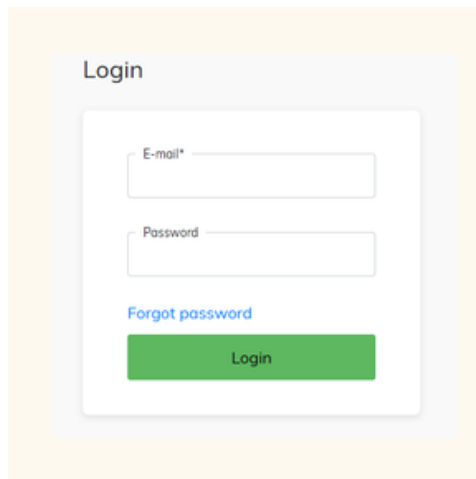
# Guide: Reporting single-use packaging in your own take-back scheme

Deadline: 30 April 2026

## 1. Reporting marketed quantities

1

Go to <https://returportalen.retur.dk> and log in with the email address and password associated with your account.



Login

E-mail\*

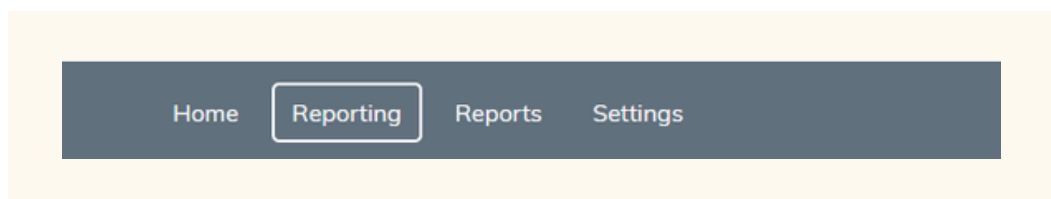
Password

[Forgot password](#)

Login

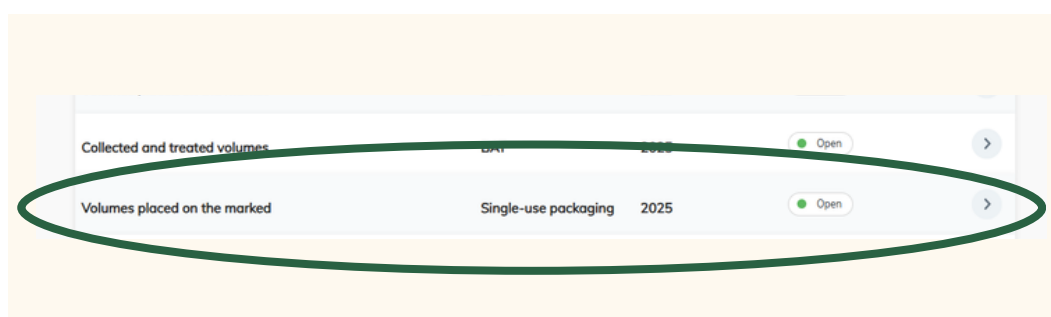
2

Select the **Reporting** tab.



3

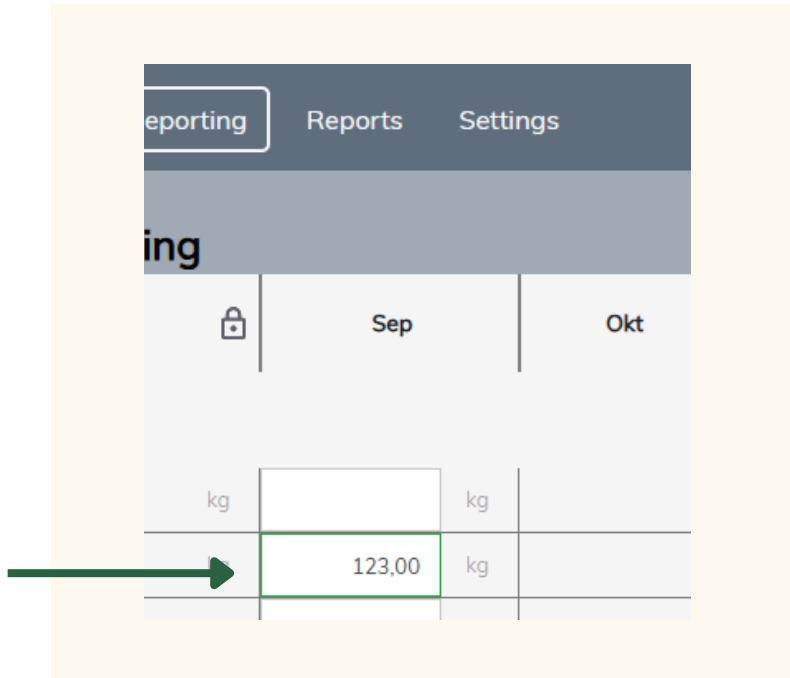
Click **Volumes placed on the market, single-use packaging, 2025**.



## EMBALLAGERETUR

4

Enter your marketed quantities for January–September 2025 as one combined figure in the **September** column.

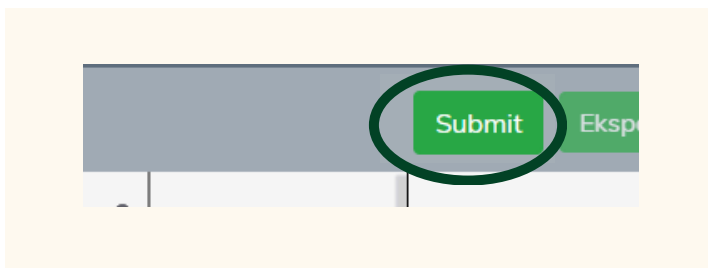


The screenshot shows a reporting interface with a table. The table has columns for 'Sep' and 'Okt'. The 'Sep' column contains the value '123,00'. A green arrow points to the 'Sep' column. The table also includes units 'kg' and a lock icon.

	Sep	Okt
kg	123,00	kg

5

Click **Submit** in the top right corner of the reporting sheet.



The screenshot shows the top right corner of the reporting sheet. A green 'Submit' button is highlighted with a green circle. Next to it is a partially visible 'Eksp' button.

## 2. Reporting taken-back quantities

1

1. Taken-back quantities for single-use packaging must be reported via the form on MitRetur. [Download the form here.](#)

The form must be completed and sent to us via [info@emballageretur.dk](mailto:info@emballageretur.dk)